

# Xtreme<sup>+</sup> (AF)

μc-Si tandem PV module

## Product Specifications:

Model	NT - 160AF	NT - 155AF	NT - 150AF
Nominal Power [W] [-0/+3%]	160	155	150
Open Circuit Voltage [V]	85.5	85.5	85.5
Short Circuit Current [A]	2.57	2.56	2.54
Maximum Power Voltage [V]	65.9	65.2	64.7
Maximum Power Current [A]	2.43	2.38	2.32
Initial Values	Pmax: Refer to installation manual Voc: Approximately 2% higher than stabilized voltage		
Maximum System Voltage [V]	1000	1000	1000
Dimension [mm]	1412*1112*35		
Weight [Kg]	19.5		
Connector	MC 4 / MC 4 Compatible		
Cable Size [mm <sup>2</sup> ]	2.5		

## Temperature Coefficients:

Nominal Power [W]	-0.28% / °C
Open Circuit Voltage [V]	-0.32% / °C
Short Circuit Current [A]	0.07% / °C

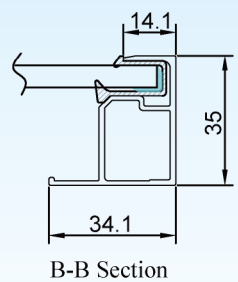
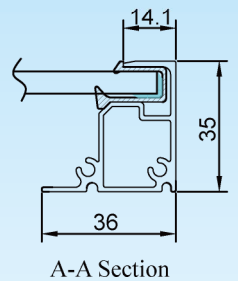
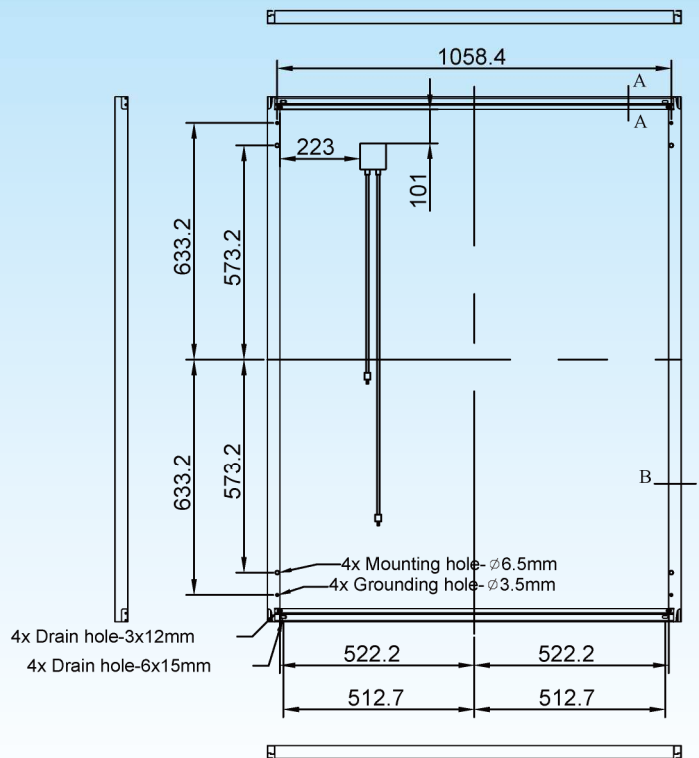
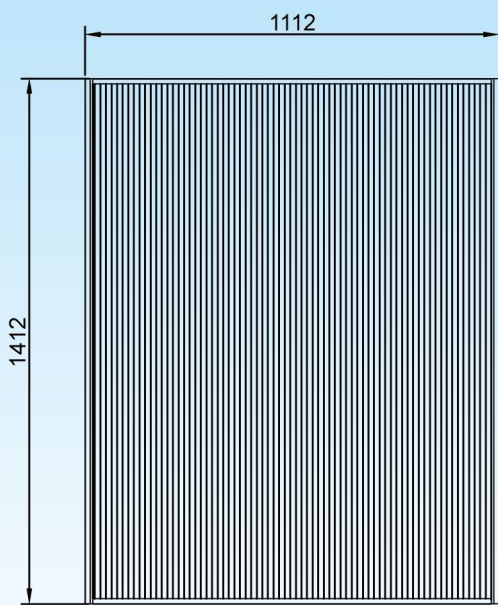
- Data above represent stabilized values at Standard Test Conditions (STC) [Irradiance: 1000 W/m<sup>2</sup>, Spectrum: AM1.5, Cell temperature: 25°C (77°F)].
- All electrical ratings bear with a tolerance of ±10% unless specified otherwise. Specifications are for reference only and subject to changes without notice.
- Visible patterns on front side which will not affect module performance against NexPower warranty or impact functionality are allowed.
- Power warranty:  
Maintain more than 90% of minimum rated power for 10 years.  
Maintain more than 80% of minimum rated power for 25 years.  
Product warranty: free from defects for 5 years.
- NexPower reserves the right to revise this document or withdraw it at any time without prior notice.

# Xtreme<sup>+</sup> (AF)

## μc-Si tandem PV module

### Certifications

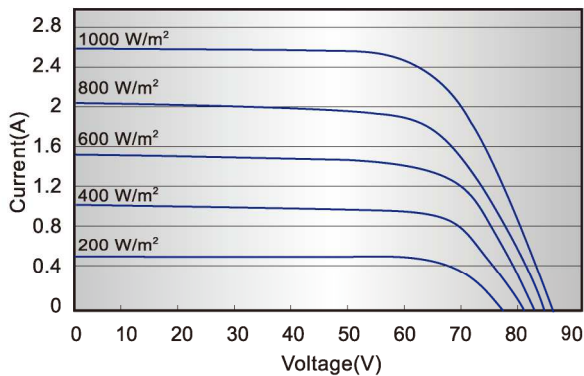
- IEC 61646/61730
- CE
- ISO 9001:2008
- ISO 14001:2004



▲ (Front View)

(Back View) ▲

**Current v.s. Voltage Characteristics**  
(Cell temperature : 25°C)



**Current v.s. Voltage Characteristics**  
(Irradiance : 1000 W/m<sup>2</sup>)

